

LEARNING AND DEVELOPMENT GUIDE

earlybird

educare@work



Yellow Group

Week 1



For families with children 3 - 4 years old
stuck at home during the COVID-19 lockdown.

About this Guide

This guide has been lovingly put together by teachers in the Earlybird network.

It is intended to provide **easy-to-implement activity ideas** in order to facilitate ongoing learning and development for children missing out on having these opportunities due to the mandated school-closure period.

We aim to release new guides every Friday on a weekly basis during the school-closure period.

This guide includes two activities for each day of the week for your 3 - 4 year old:

A HANDS-ON STEM ACTIVITY - aimed at encouraging curiosity, building, experimentation, reasoning and foundational mathematical skills.


A CREATIVE EXPRESSION ACTIVITY - providing daily opportunities for self-expression through music, movement, speech, imaginary play, and crafts.

These more-or-less follow the three teacher-led activity periods during our daily routine for this age group. Each activity is aimed at supporting your child's progress in a particular "Objective for Development and Learning" or "ODL".

In addition to these hands-on STEM and creative expression activities, we recommend you read a story to your child every day and take them outside for some movement activities every day.

Activities should not take longer than **30-minutes to prep** and **30-minutes to implement** using items commonly found at home, in the grocery store or at a stationary shop.

Happy Playing and Learning!






Hands-on STEM

Name: Box Road

ODL: Position and Direction

In brief: Flatten an old cardboard box and use a black marker to create road outlines. With the help of your kids and some blocks and other toys, you can create your very own city (please build plenty of hospitals!)



Creative Expression

Name: Plate Guitars

ODL: Musical instruments

In brief: Plastic dinner plates, cardboard, and elastic bands are all you need to build your own guitar with your kiddos. Let them decorate their own plates and encourage them to listen to guitar-based music and mimic the chords they hear.



Monday




Hands-on STEM

Name: Sorting Shapes

ODL: Shape recognition/manipulation

In brief: Use an empty ice-tray to create a sorting game for your little one. Shapes, colours, numbers and letters are all good categories on which to get your child to practice their matching and sorting skills.



Creative Expression

Name: Plate Guitars

ODL: Musical instruments

In brief: Children love seeing their own names in writing. Give them the opportunity to decorate the letters of their name by creating large bubble letters on newspaper or brown paper and taping it somewhere where messy-play is allowed.



Tuesday




Hands-on STEM

Name: Parking bay numbers

ODL: Numeral recognition

In brief: Use the lid of a pizza box or a shoe box to create a series of numbered parking bays with a black marker. Add numbers to your child's toy cars or toy blocks and ask them to "park" the toys in their correct parking bays.



Creative Expression

Name: Sock Puppets

ODL: Coherent Expression

In brief: Dig out some old socks and scraps of material and wool and buttons and getting sewing and glueing and stapling with your child to create a sock puppet show for the rest of the family.



Wednesday




Hands-on STEM

Name: Building Bridges

ODL: Position and direction

In brief: Have your little ones build a series of bridges between cups using ice cream sticks or straws stuck together. Encourage them to test the strength of their bridges with various toy animals. Use position and directions words during the activity.



Creative Expression

Name: Threading Letters

ODL: Letter Recognition

In brief: Create a large cut-out of the first letter of your child's name and punch a series of holes in it. Encourage your child to 'sew' some wool or other thread through as many of the punch holes as he/she can manage.



Thursday




Hands-on STEM

Name: Ginger-bread House

ODL: Shape recognition/manipulation

In brief: Use various shapes of cardboard to build a gingerbread house with your child. Encourage them to point out the corresponding shapes in your house at home.



Creative Expression

Name: Self-portrait

ODL: Drawing and painting

In brief: Give your little one a hand mirror, some paper, and crayons and ask them to draw what they see. Guide them by getting them to describe each aspect of their face one-by-one before they begin drawing.



Friday

LEARNING AND DEVELOPMENT GUIDE

earlybird

educare@work



Yellow Group

Week 2



For families with children 3 - 4 years old
stuck at home during the COVID-19 lockdown.



Hands-on STEM

Name:	Circle Size Estimate
ODL:	Comparing and critical thinking
In brief:	Trace caps that all differ in size on a paper, mixed up instruct your child to place each cap where it belongs and fits perfectly.



Creative Expression

Name:	Rainbow Colour Sorting
ODL:	Colour recognition and sorting
In brief:	Copy or draw rainbow template on a sheet of paper, use colour paper that resembles rainbow as close as possible, instruct your child to only stick one colour shape per line having to search for individual colours before sticking and completing rainbow



Monday



Hands-on STEM

Name:	Animal Measuring
ODL:	Measurement skills
In brief:	Collect a pile of pictures or toys of different sizes. Use building blocks to compare the lengths of these different objects and ask your comparative questions about these objects as they work.



Creative Expression

Name:	Oversized animal Paws
ODL:	Fantasy and exploratory play
In brief:	Paint and decorate recycled tissue boxes to dramatically enlarge your child's tiny human feet to enormous animal paws. Play along with scenarios they come up with to accompany their new features.



Tuesday



Hands-on STEM

Name:	Playdough and Pasta
ODL:	Spacial awareness and concentrating
In brief:	Start with instructing your child to roll many round balls using the playdough, show physically how playdough ball and pasta can stand upright, challenge your child to stack this playdough ball and pasta technique



Creative Expression

Name:	Sponge Stamp Surprise
ODL:	Creativity and Imaginative
In brief:	Using recycled toilet rolls and sponges for stamp ask your child if you may create something with their help, colours picked get painted all over sponge, stamp and reveal your teamwork. Observe and give creative freedom to discover



Wednesday



Hands-on STEM

Name: Mallow-patterns

ODL: Repeat patterning

In brief: Use marshmallows to create a basic pattern by dipping them in paint and stamping them on a page. one pattern per row only two colours at a time., repeat until no space left, if edible paint was used feel free to allow your child to have some messy play time.



Creative Expression

Name: Hide and Seek Matching Pairs

ODL: Language and short-term recall

In brief: Collect a few objects found around your house in pairs. Hide one from each pair in a box with sand, oats, or rice. Hide the other somewhere around the house. Have your child dig for objects in the box and then search for their matching pair around the house.



Thursday



Hands-on STEM

Name:	Number Stick Stack
ODL:	Quantity correspondence and numeral recognition
In brief:	Write the numbers 1 - 10 on individual cards and use playdough or prestick together with straws or sticks to set this activity up. Your child can use beads, buttons, cereal etc to count, stack and correctly represent each number they see.



Creative Expression

Name:	Kitchen Monster Art
ODL:	Imagination
In brief:	Use child-friendly kitchen utensils (such as spatulas, forks, potato mashers, sieves) and bowls of paint to create interesting stamps. When paint has dried use a marker to fill in monsters with limbs, let your child stick eyes for final touches.



Friday